

## Non-oil exports increase by 13.4% in Q1 2025

Non-oil exports, including re-exports, recorded an increase of 13.4% compared to Q1 2024, while national non-oil exports, excluding re-exports, increased by 9.0%. Moreover, the value of re-exported goods increased by 23.7% during the same period.

Meanwhile, merchandise exports decreased by 3.2% in Q1 2025 compared to Q1 2024, as a result of an 8.4% decrease in oil exports. Consequently, the percentage of oil exports out of total exports decreased from 75.9% in Q1 2024 to 71.8% in Q1 2025.

On the other hand, imports increased by 7.3% in Q1 2025, and the surplus of the merchandise trade balance decreased by 28.0% compared to Q1 2024.

### Ratio of non-oil merchandise exports to imports increases to 36.2%

The ratio of non-oil exports (including re-exports) to imports increased to 36.2% in Q1 2025 from 34.3% in Q1 2024. This is attributed to the increase in non-oil exports compared to imports of 13.4% and 7.3%, respectively, during the same period.

### Chemical products most important non-oil export merchandise

Among the most important non-oil exports are "chemical products", which constituted 23.8% of the total non-oil exports, recording an 8.1% increase compared to Q1 2024. Followed by "plastics, rubber, and their products", which represented 21.9% of total non-oil exports, with a 10.4% increase compared to Q1 2024.

However, the most important imported goods were "machinery, electrical equipment and parts", which constituted 25.8% of total imports, rising by 18.7% compared to Q1 2024. Followed by "transportation equipment and parts", which represented 14.6% of total imports, with a 17.3% increase compared to Q1 2024.

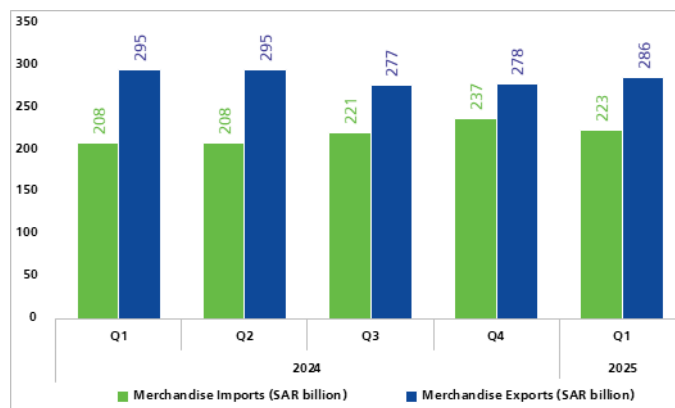
### China is Saudi Arabia's main merchandise trading partner

China is the main destination for the Kingdom's exports, which amounted to 15.7% of total exports in Q1 2025. Followed next by India (9.8% of total exports) and Japan (9.3% of total exports). South Korea, United Arab Emirates, Egypt, U.S.A, Poland, Kingdom of Bahrain, and Taiwan were the other countries that ranked in the top 10 destinations. Exports of the Kingdom to those 10 countries accounted for 67.6% of total exports. Similarly, China held the first position for the Kingdom's imports, constituting 26.6% of total imports in Q1 2025, followed next by U.S.A (7.9% of total imports) and India (5.5% of total imports). United Arab Emirates, Germany, Japan, Egypt, Italy, France and United Kingdom were among the top 10 countries from which imports were made, with the total value of imports from these ten countries accounting for 64.8% of total imports.

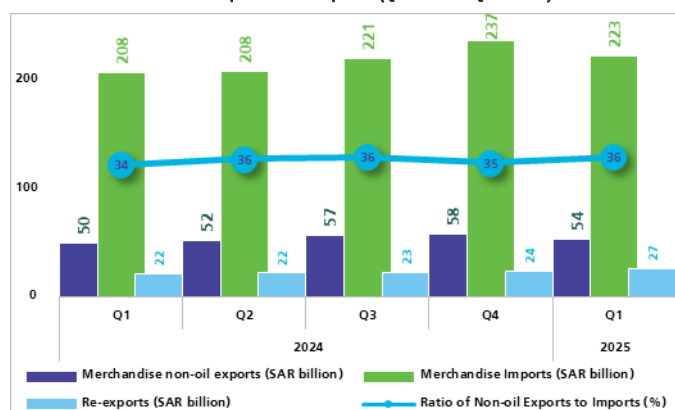
### Top five customs ports for imports

King Abdulaziz Sea Port in Dammam is one of the most important ports through which goods crossed into the Kingdom accounting for 26.9% of total imports in Q1 2025. Among the other major ports of entry for imports were Jeddah Islamic Sea Port 21.5%, King Khalid Int Airport in Riyadh 13.5%, King Abdulaziz Int. Airport 8.4%, and King Fahad Int Airport in Dammam 5.6%. Those five ports together accounted for 75.8% of the total merchandise imports of the Kingdom.

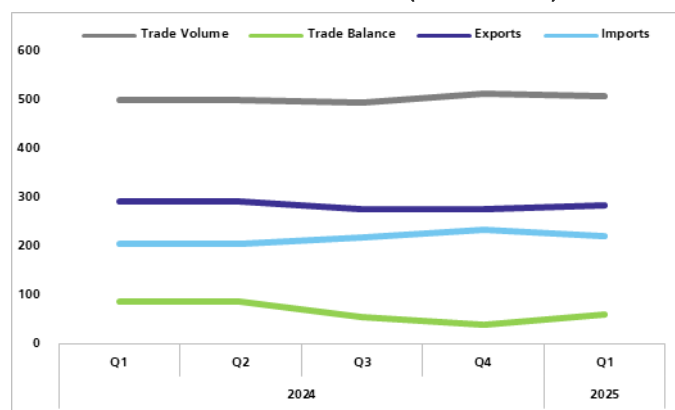
International trade (Q1 2024 - Q1 2025)



Non-oil exports and imports (Q1 2024 - Q1 2025)



Trade balance and trade volume (value SAR billion)



### Methodology and quality

The international trade statistics are built on administrative records from Zakat, Tax and Customs Authority (non-oil), and the Ministry of Energy (oil). Saudi Arabia's merchandise exports and imports are classified according to the Harmonized Commodity Description and Coding Systems 2022, also known as the Harmonized System (HS), which is maintained by the World Customs Organization (WCO). The HS allows countries to classify traded products in an internationally standardized system of product names and codes. Oil exports refer to exported goods classified in Chapter 27 (mineral fuels, mineral oils, and waxes) of the Harmonized System (HS). Non-oil exports refer to all other goods exported (including petrochemicals). 2025 data is preliminary.

For more information: [Methodology and quality. table](#)